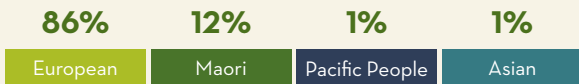
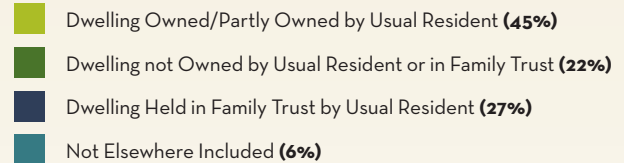


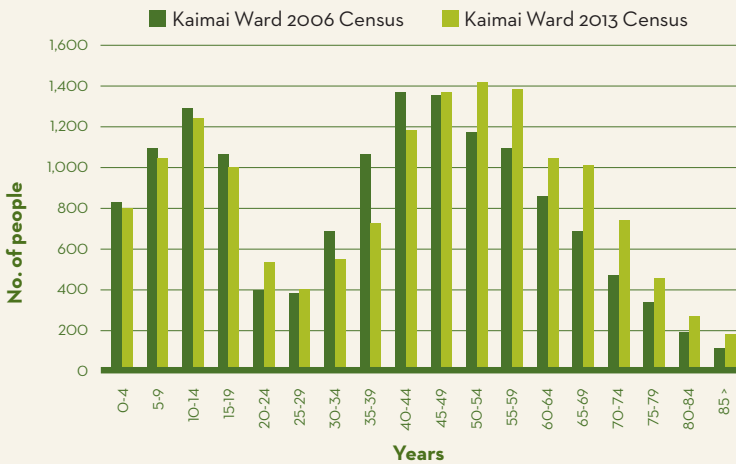
ETHNIC GROUP



TENURE OF HOUSEHOLD



TOTAL POPULATION BY AGE GROUPS



Total Population for 2013 Census = 15,398

OTHER INFORMATION

18% OF KAIMAI WARD RESIDENTS ARE AN ONE-PERSON HOUSEHOLD



THE MAORI POPULATION INCREASED FROM 1,467 IN 2006 TO 1,794 IN 2013

5% OF THE WARD'S POPULATION ARE BORN OVERSEAS



LARGEST PROPORTION OF FAMILIES (28%) IN THE KAIMAI WARD EARN \$100,000 AND MORE



TOTAL DWELLING COUNT = 6,339
OCCUPIED DWELLINGS = 5,886
UNOCCUPIED DWELLINGS = 453

TOP 3

OCCUPATIONS

Managers (24%) • Professionals (19%) • Technicians, Trade Workers (12%)

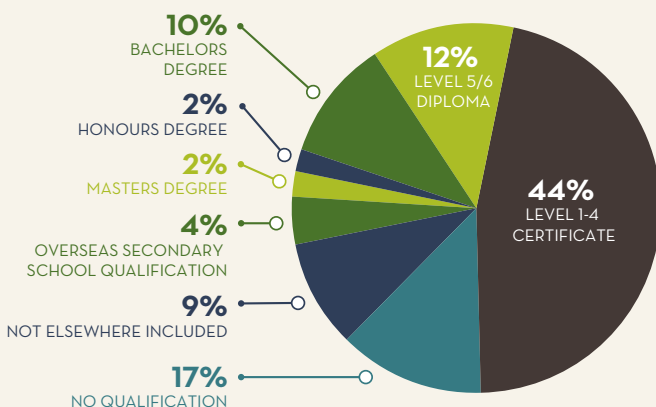
INDUSTRIES

Agriculture, Forestry (15%) • Health Care (11%) • Construction (10%)

SOURCES OF FAMILY INCOME

Wages/Salary (47%) • Self Employment (29%) • Interest/Dividends/Rent (30%)

HIGHEST QUALIFICATION



WORK AND LABOUR FORCE STATUS



Total in Work & Labour Force = 12,285

