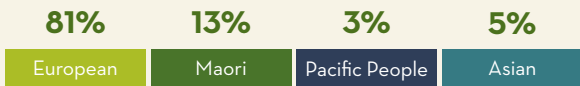
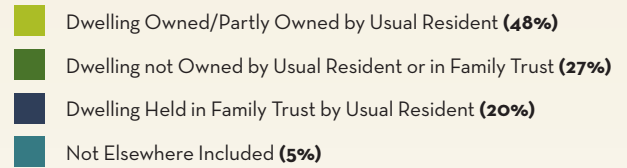


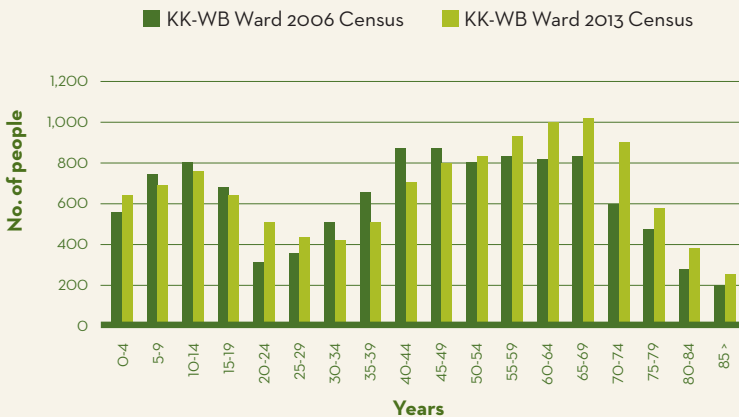
ETHNIC GROUP



TENURE OF HOUSEHOLD



TOTAL POPULATION BY AGE GROUPS



Total Population for 2013 Census = **12,009**

OTHER INFORMATION

24% OF KATIKATI - WAIHI BEACH WARD RESIDENTS ARE AN ONE-PERSON HOUSEHOLD



THE MAORI POPULATION INCREASED FROM 1,479 IN 2006 TO 1,605 IN 2013

6% OF THE WARD'S POPULATION ARE BORN OVERSEAS



LARGEST PROPORTION OF FAMILIES EARN BETWEEN \$30,000 - \$50,000 (25%)



**TOTAL DWELLING COUNT = 6,771
OCCUPIED DWELLINGS = 4,998
UNOCCUPIED DWELLINGS = 1,773**

TOP 3

OCCUPATIONS

• Managers (23%) • Labourers (16%) • Professionals (15%)

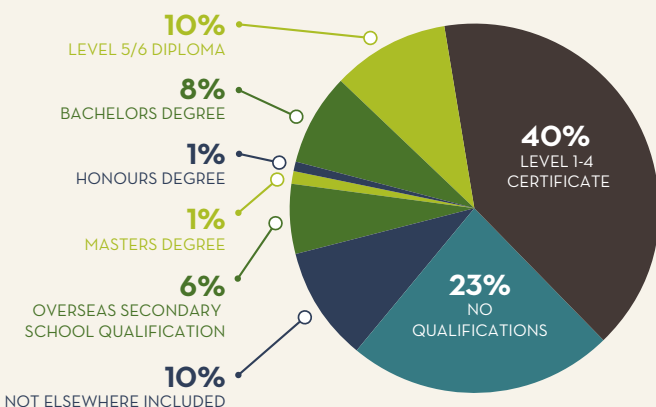
INDUSTRIES

• Agriculture, Forestry (22%) • Health Care & Construction (9%) • Manufacturing (8%)

SOURCES OF FAMILY INCOME

• Wages/Salary (43%) • NZ Superannuation (30%) • Interest/Dividends/Rent (27%)

HIGHEST QUALIFICATION



WORK AND LABOUR FORCE STATUS



Total in Work & Labour Force = 9,900

